



West Africa onboard the *Silver Wind* 2025 Vessel Information

Converted for expedition cruising in 2021, *Silver Wind* is now one of the most adaptable ships available with a strengthened ice-class hull, new state-of-the-art equipment for cruising in remote regions, and a fleet of Zodiacs and kayaks for on-water exploration. The recent refurbishment enhances the ship's comfort and Silversea's hallmarks of luxury. Retaining her characteristic sense of small-ship intimacy, *Silver Wind* will offer higher space ratios and exceptional crew-to-guest ratios. There is plenty of deck space for observing natural wonders and whenever possible the Captain will maneuver the ship to make the most of wildlife sightings.

Suite Categories

Suite Categories	Rates Per Person
Vista Suite	\$15,590
Classic Veranda Suite	\$18,290
Deluxe Veranda Suite	\$21,190
Medallion Suite	\$29,390
Silver Suite	\$38,590
Royal Suite	\$41,290
Grand Suite	\$47,590
Owner's Suite	\$61,590
Solo - Vista	\$19,495
Solo - Classic Veranda	\$22,870
Solo - Deluxe Veranda	\$26,495

Vessel Specifications

Length.....	514.14 feet
Width.....	70.62 feet
Speed.....	18 knots
Tonnage.....	17,400
Ice-class Rating.....	1C
Guests.....	274
Crew.....	239
Refurbished.....	2021
Passenger Decks.....	7
Registry.....	Bahamas

All Suites Include:

Twin beds or queen-sized bed with a choice of pillow types; refrigerator and bar stocked with your preferences; complimentary WiFi; plush bathrobe and slippers; bathroom with walk-in shower; luxury bath amenities; writing desk; personal safe; hair dryer; flat screen television with interactive media library; Radio/alarm with iPod docking station; daily suite service, with nightly turndown.



Expedition Details

West Africa: Accra to Lisbon

April 21 – May 13, 2025

23 Days Trip Length

274 Guests Group Size onboard *Silver Wind*

Accra / Lisbon Start/End

Included

The Apex rate includes, as noted in the itinerary, a welcome reception and dinner in Accra, with local beer and wine included; overnight in Accra prior to the voyage, as described in the itinerary; all transfers, and all gratuities. In addition, the voyage rate includes, as described in the itinerary, roundtrip economy-class air from select cities to and from the start and end point of the trip; accommodations onboard the *Silver Wind*; activities and excursions as described in the itinerary; services of four Apex Expeditions leaders, as well as the full onboard Silversea lecture team and expedition staff; all crew gratuities; complimentary room service onboard the vessel; all meals and select wines and spirits onboard the vessel; permits; entrance fees; and taxes.

Not Included

Costs not included in the price of your Apex expedition include travel to and from the start and end point of trip if you opt out of the Silversea economy-class air package; select premium brand drinks and liquor; travel protection (Trip Cancellation and Interruption, as well as Emergency Medical and Evacuation insurance, are highly recommended); airport departure taxes; equipment rental; excess baggage fees; passport and/or visa fees; items of a personal nature (phone calls, laundry, souvenirs, etc.); and independent travel arrangements pre- or post-trip.

Payments & Terms

25% of the trip cost will confirm your place on the expedition. The final balance is due 150 days prior to departure. All prices are quoted in U.S. dollars and must be paid in U.S. dollars. Per person pricing is based on double occupancy. The solo rate is paid by participants who specifically request single accommodations and is subject to availability. If you are traveling alone and wish to share accommodations, we will try to match you with a roommate of the same gender. However, if a roommate is not available, the published solo rate will be charged. Upon confirming your reservation you will be required to pay the published Solo Rate, if we are able to pair you with a roommate, the applicable difference will be refunded at the time that the final trip payment is due for all participants. Please note that solo accommodations are limited and cannot always be guaranteed throughout. For our full set of Terms & Conditions, please visit our web site at www.apex-expeditions.com/about/terms-conditions/

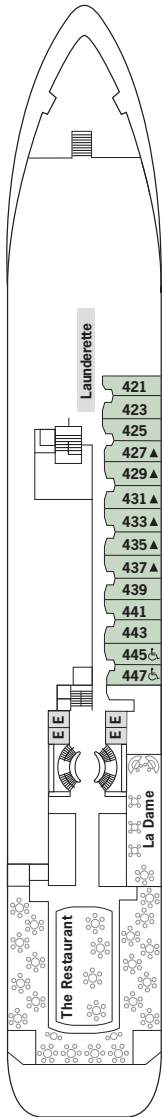
One-of-a-kind adventures to the world's most fascinating places. Join us.



West African Terns © Jonathan Rosow

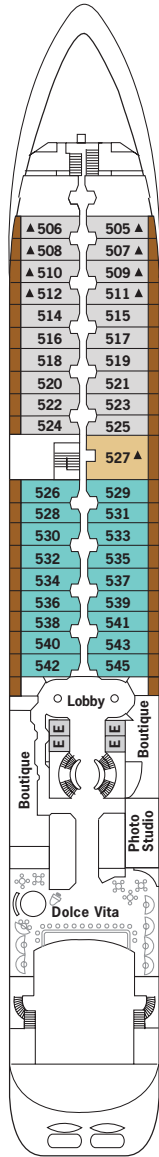


Deck Plan – Silver Wind



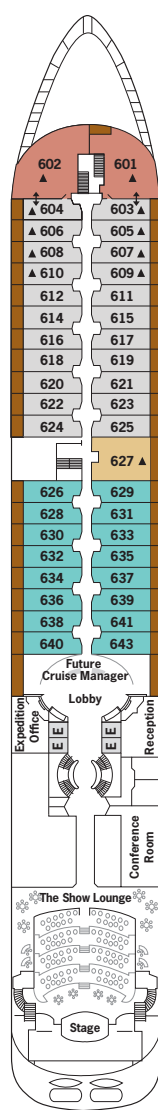
DECK 4
The Restaurant
Le Dame
Launderette

● Vista




DECK 5
Dolce Vita Bar
Boutique
Photo Studio

● Classic Veranda
● Deluxe Veranda
● Silver



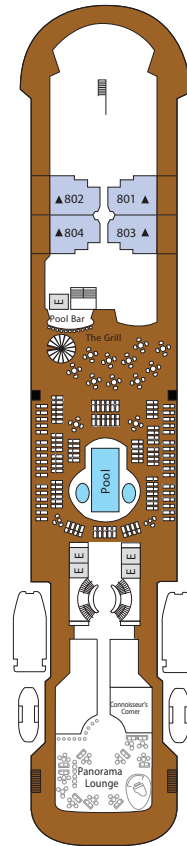
DECK 6
The Show Lounge
Conference Room
Expedition Office
Reception

● Classic Veranda
● Deluxe Veranda
● Silver
● Royal



DECK 7
La Terrazza

● Classic Veranda
● Medallion
● Silver
● Grand
● Owner's



DECK 8
Pool / Pool Bar
The Grill
Panorama Lounge

● Medallion
▲ Third Guest Capacity
↕ Connecting Suites



Suite Details – *Silver Wind*



Owner's Suite

587 sq. ft., including veranda (89 sq. ft.) • Large veranda with patio furniture and floor-to-ceiling glass doors • Living room with sitting area • Separate dining area • Bathroom with separate bath and shower • Walk-in wardrobe with personal safe • Vanity table with hairdryer • Writing desk • Unlimited premium WiFi • Flat-screen HD TV with interactive media library • Bose® sound system with bluetooth connectivity • Illy® espresso machine



Grand Suite

1,019 sq. ft., including veranda (145 sq. ft.) • Two verandas with patio furniture and floor-to-ceiling glass doors • Living room with sitting area • Separate dining area • Bathroom with full-sized bath • Walk-in wardrobe with personal safe • Vanity table with hairdryer • Writing desk • Unlimited premium WiFi • Flat-screen HD TV with interactive media library • Bose® sound system with bluetooth connectivity • Illy® espresso maker



Royal Suite

736 sq. ft., including veranda (126 sq. ft.) • Large veranda with patio furniture and floor-to-ceiling glass doors • Living room with sitting area • Separate dining area • Bathroom with full-sized bath • Walk-in wardrobe with personal safe • Vanity table with hairdryer • Writing desk • Unlimited premium WiFi • Flat-screen HD TV with interactive media library • Bose® sound system with bluetooth connectivity • Illy® espresso maker



Silver Suite

517 sq. ft., including veranda (92 sq. ft.) • Veranda with patio furniture and floor-to-ceiling glass doors • Living room with sitting area • Separate dining area • Bathroom with full-sized bath • Walk-in wardrobe with personal safe • Vanity table with hairdryer • Writing desk • Unlimited premium WiFi • Flat-screen HD TV with interactive media library • Bose® sound system with bluetooth connectivity • Illy® espresso maker



Medallion Suite

441 sq. ft., including veranda (125 sq. ft.) • Large veranda with patio furniture and floor-to-ceiling glass doors • Living room with sitting area • Bathroom with full-sized bath and shower • Walk-in wardrobe with personal safe • Vanity table with hairdryer • Writing desk • Unlimited premium WiFi • Flat-screen HD TV with interactive media library • Bose® sound system with bluetooth connectivity • Illy® espresso maker



Deluxe Veranda Suite / Classic Veranda Suite

295 sq. ft., including veranda (49 sq. ft.) • Veranda with patio furniture and floor-to-ceiling glass doors • Sitting area • Bathroom with shower • Walk-in wardrobe with personal safe • Vanity table with hairdryer • Writing desk • Unlimited standard WiFi • Flat-screen HD TV with interactive media library

Deluxe Veranda Suite offers preferred central location with identical accommodations to Classic Veranda



Vista Suite

240 sq. ft. • Large picture window providing panoramic ocean views • Sitting area • Bathroom with shower • Walk-in wardrobe with personal safe • Vanity table with hairdryer • Writing desk • Unlimited standard WiFi • Flat-screen HD TV with interactive media library

