



## Northeast Greenland onboard the *Silver Endeavour* – 2026 Vessel Information

Built in 2021, the *Silver Endeavour* is a new and exciting addition to expedition cruising. She is built to PC6 Polar Class specifications—one of the highest ice-class classifications available. That, coupled with a fleet of Zodiacs, allows for pioneering exploration opportunities in the polar regions. With ample onboard space, multiple restaurants, a choice of bars and lounges, and luxurious balcony suites, you can explore in utmost comfort.

### Suite Categories

Suite Categories	Rates Per Person
Classic Veranda Suite	\$26,150
Superior Veranda Suite	\$28,750
Deluxe Veranda Suite	\$29,950
Premium Veranda Suite	\$30,850
Silver Suite	\$42,150
Signature Suite	\$60,750
Master Suite	\$69,350
Grand Suite	\$79,450
Owner's Suite	\$105,950
Solo – Classic Veranda	\$38,770
Solo – Superior Veranda	\$42,670
Solo – Deluxe Veranda	\$44,470
Solo – Premium Veranda	\$45,820

### Vessel Specifications

Length	539 feet
Width	93 feet
Speed	19 knots
Tonnage	20,649
Ice-class Rating	PC6
Guests	207
Crew	220
Built	2021
Passenger Decks	8
Registry	Bahamas

### All Suites Include:

Twin beds or queen-sized bed with a choice of pillow types; refrigerator and bar stocked with your preferences; complimentary WiFi; plush bathrobe; luxury bath amenities; writing table; personal safe; hair dryer; flat screen television with interactive media library; daily suite service, with nightly turndown.



# Expedition Details

## Northeast Greenland onboard *Silver Endeavour*

September 7 – 23, 2026

**17 Days** Trip Length

**Reykjavík / Reykjavík** Start / End

### Included

**Apex rate includes, as noted in the itinerary, welcome reception and dinner in Reykjavík, with local beer and wine included; one overnight in Reykjavík with breakfast; touring in Reykjavík before and after the voyage, as detailed in the itinerary; transfers airport to hotel and ship to airport; and all gratuities.** In addition, the voyage rate includes accommodations and meals aboard the *Silver Endeavour*; activities and excursions as described in the itinerary; services of Apex Expeditions leaders, as well as the full Silversea lecture and expedition staff; all crew gratuities; complimentary room service onboard the vessel; select wines and spirits onboard the vessel; permits; entrance fees; and taxes.

### Not Included

Costs not included in the price of your Apex expedition include travel to and from Reykjavík; select premium wines and liquors; travel protection (Trip Cancellation and Interruption, as well as Emergency Medical and Evacuation insurance, are highly recommended); airport departure taxes; equipment rental; excess baggage fees; passport and/or visa fees; items of a personal nature (phone calls, laundry, souvenirs, etc.); onboard spa and salon services; and independent travel arrangements pre- or post-trip.

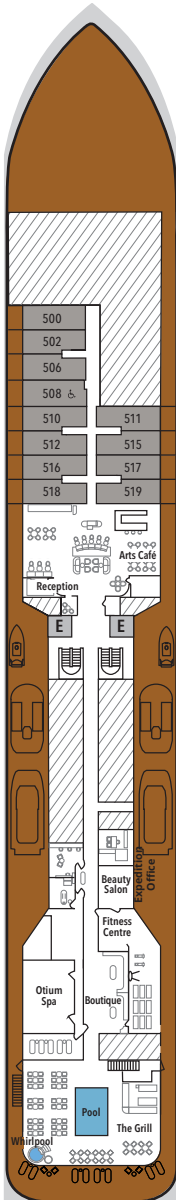
### Payments & Terms

25% of the trip cost will confirm your place on the expedition. The final balance is due 150 days prior to departure. All prices are quoted in U.S. dollars and must be paid in U.S. dollars. Per person pricing is based on double occupancy. The Solo Rate is paid by participants who specifically request single accommodations and is subject to availability. Please note that solo accommodations are limited and cannot always be guaranteed throughout. Apex Expeditions does not match people who wish to share accommodations. For our full set of Terms & Conditions, please visit our web site at [www.apex-expeditions.com/about/terms-conditions/](http://www.apex-expeditions.com/about/terms-conditions/)

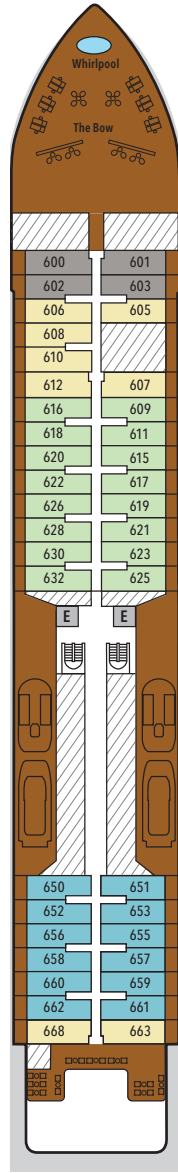
*One-of-a-kind adventures to the world's most fascinating places. Join us.*



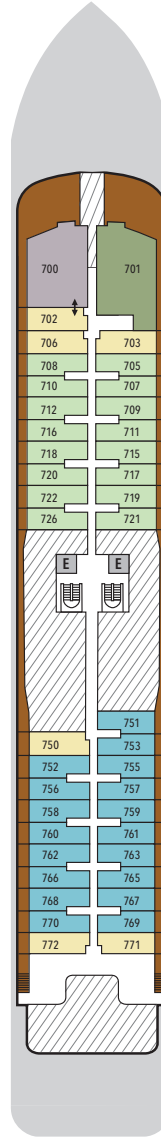
# Deck Plan – Silver Endeavour



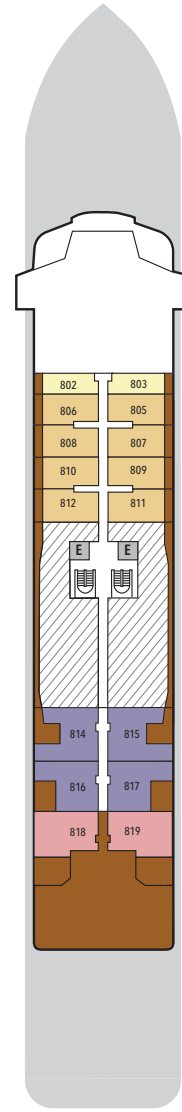
DECK 5



DECK 6



DECK 7



DECK 8

● Classic Veranda Suite

- Classic Veranda Suite
- Superior Veranda Suite
- Deluxe Veranda Suite
- Premium Veranda Suite

- Superior Veranda Suite
- Deluxe Veranda Suite
- Premium Veranda Suite
- Grand Suite
- Owner's Suite

- Superior Veranda Suite
- Silver Suite
- Signature Suite
- Master Suite



# Suite Details - *Silver Endeavour*

## Suite Layout


### Owner's Suite



1,867 sq. ft., including veranda • Large veranda with patio furniture and floor-to-ceiling glass doors • Living room with sitting area • Separate dining area • Main bedroom has walk-in wardrobe and bathroom with double vanity, walk-in shower and whirlpool bath • Second bedroom has separate wardrobe and bathroom with walk-in shower • Writing desk • Three large flat-screen TVs with interactive media library • Espresso machine



### Master Suite



1,163 sq. ft., including veranda • Large veranda with patio furniture and floor-to-ceiling glass doors • Living room with sitting area • Separate dining area • Walk-in wardrobe • Bathroom with double vanity, walk-in shower and whirlpool bath • Writing desk • Two large flat-screen TVs with interactive media library • Espresso machine • Sound system with Bluetooth connectivity




### Signature Suite



721-850 sq. ft., including veranda • Large veranda with patio furniture and floor-to-ceiling glass doors • Living room with sitting area • Separate dining area • Walk-in wardrobe • Bathroom, with double vanity, walk-in shower and whirlpool bath • Writing desk • Two large flat-screen TVs with interactive media library • Espresso machine • Sound system with Bluetooth connectivity



### Grand Suite



1,668 sq. ft., including veranda • Large veranda with patio furniture and floor-to-ceiling glass doors • Living room with sitting area • Separate dining area • Bathroom, with double vanity, walk-in shower and whirlpool bath • Vanity table • Writing desk • Three large flat-screen TVs with interactive media library • Espresso machine • Sound system with Bluetooth connectivity



*Suite diagrams and deck plans are for illustration purposes only.*



# Suite Details - *Silver Endeavour*

## Silver Suite



534.5 sq. ft., including veranda • Veranda with patio furniture and floor-to-ceiling glass doors • Living room • Dining Area • Bathroom, with double vanity and walk-in shower • Vanity table • Writing desk • Two large flat-screen TVs with interactive media library • Espresso machine • Sound system with Bluetooth connectivity



## Veranda Suites



355.5 sq. ft., including veranda • Veranda with patio furniture and floor-to-ceiling glass doors • Sitting area • Bathroom, with large vanity and walk-in shower • Vanity table/writing desk • One large flat-screen TV with interactive media library



*Suite diagrams and deck plans are for illustration purposes only.*

